

PHILIPS

VoiceTracer

AI Meeting

PH20



使用手册

User manual

欢迎

欢迎来到飞利浦世界！您能选择和购买飞利浦的产品，我们非常高兴。您可以在我们的官方网站上获得飞利浦公司的全方位技术支持，如：使用手册、软件下载、保修信息等。
www.philips.com/support

产品特点

本产品是一款便捷的 VoiceTracer 会议 AI 手表。采用飞利浦音频处理技术，具有个人助手，日常记录等多功能的手表，产品特点如下：

- 语音备忘录。
- 实时转写 / 转译。
- 个人助手。
- 活动。
- 工作电话。
- 会议总结。

安全信息

1. 为了避免短路，切勿将产品放置在触水受潮处。
2. 不要将产品放在加热设备附近。
3. 请注意，切勿挤压电缆，特别是插头处。

注意

- 特别声明：使用本产品前请仔细阅读本说明书，如因人为操作或不可抗力因素而导致数据丢失，本公司一概不予负责。特别提醒用户小心操作，注意将资料另外备份。
- 显示图像仅作参考。飞利浦保留更改颜色/外观/设计/参数/产品功能的权利，硬件、软件、APP如有更新，恕不另行通知。

使用须知

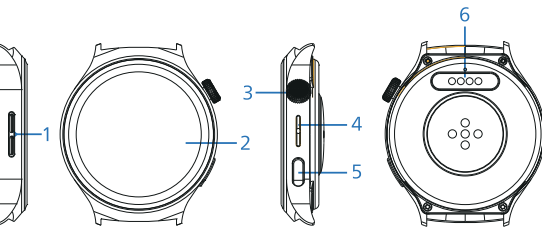
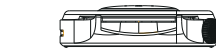
- 第一次使用前建议使用合规充电器先对机器充电2小时左右。

您的设备

设备包含



主机预览



- 1 喇叭
- 2 表屏
- 3 电源键/菜单键
- 4 咪头
- 5 录音键/下按键
- 6 充电触点

使用说明

开/关机

关机状态下长按电源键5~6秒机器震动后，开机显示Philips图标；开机状态下长按电源键5~7秒弹出提示，选择重启或关机。

下载/使用APP

开机后，根据提示操作，点击界面的扫码，下载 APP 绑定使用，不需要下载可直接按菜单键退出界面回到表盘。



APP名称：AI VTR

URL: apihk.car-boy.com.cn:6688/panorama/RMan/Philips_Watch_App_Download.html

APP 下载成功后，打开 APP，界面弹出未连接状态，手动点链接，根据提示完成绑定，绑定成功后，APP 可以操作录音，实时转译，待办事件提醒设置等。

表盘操作

- a. 在主表盘界面，往下滑动进入快捷菜单，往上滑查看消息。
- b. 在主表盘界面，往左滑动进入语音备忘录；往右滑动进入个人助手、日常记录等。
- c. 在主表盘界面，按菜单键进入菜单列表界面，菜单包括语音备忘录、个人助手、设置等
- d. 在主表盘界面，手指一直按住中心点，会弹出表盘列表，可根据需要，往左 / 右滑动选择表盘。

语音备忘录

表盘界面左右滑动，进去语音备忘录界面，也可按录音键，进入语音备忘录界面，点击开始录音、点击保存录音；点击更多进入设置界面，可选择语音模式，文件，语音分段等。

录音文件

录音保存的文件可以在本机播放，也可以连接手机 APP 上传，可用标配的数据线连接电脑拷备播放。

个人助手

连接手机APP，完成设备与手机配对才能使用个人助手功能；事件提醒功能须在手机上设置，手表仅供查看事项。

电话

设备与手机设置里的蓝牙连接后，可接听电话。软件持续更新后可以实现电话录音。

充电

使用出厂配备的数据线充电，充电时，磁吸要与充电触点接触好，充电时表盘界面显示充电状态，充满电显示100%。

技术参数

- 外形尺寸：46.2*46.2*10.9(mm)
- 屏尺寸：1.43寸
- 电池规格：350mAh锂电池
- 传输接口：4针磁吸线
- 语音格式：WAV
- 净重：约55g
- 工作温度：0℃~45℃

PHILIPS

保修卡

此产品是一件设计精良的高品质数码产品，在正确使用及保养下应能正确地表现其优越性能。
自购买日期始，整机保修一年。关于主要部件保修期限，按照国家消费法规定执行。中国区总经销（深圳市京华数码科技有限公司）将按下列保用条款持卡用户提供免费保修服务。

保用条例：

保用服务只限于一般正常使用下有效。一切人为损坏，例如接入不适当电源，使用不适当配件，不依说明书使用，因运输及其他意外而造成之损坏，非经本公司认可之维修和改装，用于商业及工业目的造成产品损坏，错误使用或疏忽而造成损坏，不适当之安装或因天灾造成损坏等，保用服务立刻失效。此保用服务并不包括附件，辅助装置，运输费。维修时请带上此卡及正本发票。

User's Name: 用户姓名	Model No: 型号
Address: 地址	Serial No: 机身编号
Tel.No: 电话	Product Place: 产地
Post Code: 邮编	
Company Seal: 购买商品印章	Shop name and address: 购买商号名称及地址
Date of Purchase: 购买日期	Invoice No: 发票号
	Tel.No/Post Code: 电话/邮编

产品服务热线：400 800 7890

注册您的产品，并获得支持尽在：
www.philips.com/voicetracer

© 2024 Speech Processing Solutions GmbH. All rights reserved.

This product has been manufactured by and is sold under the responsibility of Speech Processing Solutions GmbH, and Speech Processing Solutions GmbH is the warrantor in relation to this product.

Specifications are subject to change without notice. Philips and the Philips shield emblem are registered trademarks of Koninklijke Philips N.V. and are used under license.

Document version 1.0, 04/11/24



PHILIPS

VoiceTracer

AI Meeting

PH20



使用手册

User manual

Welcome

Welcome to the world of Philips! We are Philips products. You can have access to full set of technical support on Philips official website, such as user manuals, software downloads, and warranty information, etc.

www.philips.com/support

Product Features

The VoiceTracer meeting AI watch is using Philips audio processing technology, making this VoiceTracer multi-functional with recording memo, personal assistant for AI meeting support, activity records, etc. The product features are as follows:

- Recording memo.
- Real-time transcription/translation.
- Personal meeting assistant.
- Activity.
- Support BT call picking up.
- Meeting summary.

Safety Information

1. Do not expose this device to water and moisture to avoid short circuit.
2. Do not expose this device to any heating device.
3. Be careful not to pinch the cable, especially at the plug.



Notice

• Special Announcement: Before using the product, please read the Manual carefully. The Company shall not be held liable for any data loss due to incorrect manual operation or force majeure. We specially recommend that users make additional copies of the files in the device.

• Images are for reference only. Philips reserves the right to change the color/appearance/design/parameters/product functions without prior notice.

Safety Information

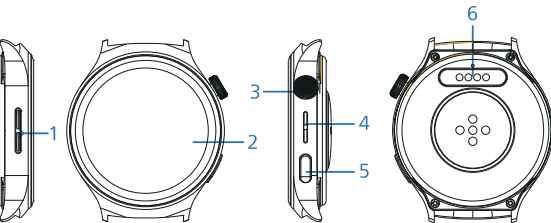
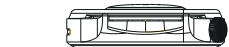
- It is advised to charge the device for about 2 hours with a conforming charger before the first use.

Your VoiceTracer Meeting AI Watch

What's in the box



Overview



- 1 Speaker
- 2 Display screen
- 3 Power /Menu button
- 4 Microphone
- 5 Record / Down button
- 6 Charging contacts

Instructions For Use

Power on & off

Long press the power key for 5~6 seconds at the power-off state, the smartwatch will vibrate, Philips icon displays at power-on state. Long press the power key for 5~7 seconds at the power-on state, and a prompt will pop-up, the user can choose to restart or power off the set.

Download / Use APP

After power on, operate according to the prompts, click on the interface of the code and download APP binding use, do not need to download can directly press the menu key to exit the interface back to the dial.



APP Name: AI VTR

URL: apihk.car-boy.com.cn:6688/panorama/RMan/Philips_Watch_App_Download.html

APP download path:

1. Scan the QR code on the manual;
2. The QR code on the interface of watch setting-general-connecting cell phone.

APP use and binding:

APP download successfully, open APP, the interface pops up unconnected status, manually point link and according to the prompts to complete the binding. After binding success, APP can operate recording, real-time translation, to-do event reminder settings and so on.

First steps

- a. In the main interface, swipe down to up to enter the shortcut menu, swipe up to down to view the message.

- b. In the main interface, swipe left to right to enter recording memo interface, swipe right to left to enter personal meeting assistant, active recording, etc.
- c. In the main interface, press menu key to enter the menu list, interface including: voice memo, personal meeting assistant, setting, etc.
- d. In the main interface, keep your finger touching the center point of the interface, the interface list will pop up, you can swipe left/right to select kinds of interface display as needed.

Voice memo

In the main interface, swipe left to right into the voice memo interface, you can also press the record button to enter the voice memo interface, click to start recording, click to save the recording; click more to enter the settings interface, you can choose the voice mode, file, voice segmentation, etc.

Recording files

Recording files can be played on the local device and connected to the mobile phone APP upload; recordings also can be played on the computer by connecting the phone through USB.

Personal meeting assistant

Complete the pairing of the device with your mobile phone in order to use the personal meeting assistant function. The reminder needs to be set on the mobile, the watch can only show the list.

BT call

Connect the device with Bluetooth of your phone, After connecting it successfully, you can answer you BT calls. Record your telephone calls is possible with software follow-up updates.

Charging

Use the specialized data cable; while charging, the magnet should match well with the charging contactor. The dial plate will show charging state, after it fully charged, the dial plate will show 100%

Technical Parameters

- Product Size: 46.2*46.2*10.9mm
- Screen size: 1.43 inch
- Battery specification: 350mAh lithium battery
- Transmission interface: 4 pin magnetic wire
- Phonetic matrix: WAV
- Net weight: about 55g
- Operating temperature: 0℃~45℃

PHILIPS

Warranty Card

This product is made of high quality material and great care has been taken in its manufacture. It is designed to give good performance provided it is properly operated and maintained. The product is sold subject to the understanding that if any defect in manufacture or material shall appear within 12 months, the warranty period is subject to country Consumer Law, Jingwah Digital Service will arrange for such defect to be rectified without charge under the following warranty terms and conditions.

Warranty Terms and Conditions:

The defect is not due to use of the product for other than domestic purposes, or an incorrect voltage, or use of improper accessories, or contrary to operating instructions, or to accidental damage(whether in transit or otherwise), misuse, neglect or inexpert repair, or incorrect installation, or the product is excessively used for improper purposes other than daily consumption, or accessories belonging to the product, transportation. Present this warranty card and sales invoice when demanding service from Philips authorized service centres.

User's Name:

用户姓名

Address:

地址

Tel.No:

电话

Post Code:

邮编

Company Seal:

购买商品印章

Date of Purchase:

购买日期

Invoice No:

发票号

Model No:

型号

Serial No:

机身编号

Product Place:

产地

Shop name and address:

购买商品名称及地址

Tel.No/Post Code:

电话/邮编

© 2024 Speech Processing Solutions GmbH. All rights reserved.

This product has been manufactured by and is sold under the responsibility of Speech Processing Solutions GmbH, and Speech Processing Solutions GmbH is the warrantor in relation to this product.

Specifications are subject to change without notice. Philips and the Philips shield emblem are registered trademarks of Koninklijke Philips N.V. and are used under license.

Document version 1.0, 04/11/24

